

Process for Joining the Inn as a Transferring Lawyer

We ask that you please read this document in full before starting an application.

Please read before applying

It is now a requirement that all students complete at least one session from each of the Qualifying Session categories, and within these two interactive qualifying sessions must be completed. Booking priority for interactive qualifying sessions is given to those who are currently studying the Bar Course. Students are strongly encouraged to complete their interactive sessions during their Bar Course as it may be difficult to secure places at these events at a later stage. The Inn will no longer hold online interactive qualifying sessions. Two weeks must elapse after taking your final qualifying session before students can attend their Call to the bar. Full information on Qualifying Sessions can be found at <https://www.lincolnsinn.org.uk/student-members/qualifying-sessions/>

Applying

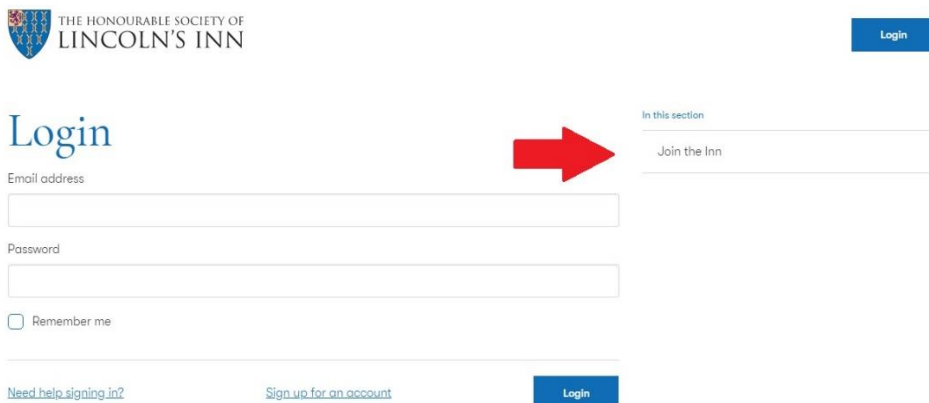
Admissions are now run through our new Online Admission Portal. If you have any questions during the application process, please email registry@lincolnsinn.org.uk

Before applying to join Lincoln's Inn as a Transferring Lawyer or Specially Qualified Applicant you must first satisfy the Bar Standards Board (BSB) that you are qualified to join the Bar of England and Wales. For more information, please see <https://www.barstandardsboard.org.uk/training-qualification/becoming-a-barrister/transferring-lawyers.html>

To Apply

Please do not register more than once with different email addresses.

1. Head to the portal at <https://portal.lincolnsinn.org.uk/my-profile.html>
2. Click on 'Join the Inn'



THE HONOURABLE SOCIETY OF
LINCOLN'S INN

Login

Login

Email address

Password

Remember me

[Need help signing in?](#) [Sign up for an account](#)

In this section

[Join the Inn](#)



3. Click on 'Register for an account'

Login or Register

In order to apply to join Lincoln's Inn, you'll need to login or create a web account.

If you've registered before, login by entering your details below, or register using the link below.


Email address

Password

Remember me

[Need help signing in?](#)


If you don't have an account, please register.



4. Complete the registration form and hit next. A verification code will be sent to you.

5. Enter your verification code to activate your profile

6. From your portal home screen, click 'Apply Online'


THE HONOURABLE SOCIETY OF
LINCOLN'S INNPingu Penguin

Welcome back, Pingu

Pingu Penguin
pingu@igloo.com
Pingu 1, Pingu 2,
Igloo City, Madagascar

In this section

- [Member homepage](#)
- Edit profile
- My OS Credits
- My event bookings
- Invoice history
- Event calendar
- Apply online**
- Email unsubscribe



7. Complete the ten steps of the online application form

8. Once completed, download the Application PDF



9. Collate the following documents and send them to the following address:

- Downloaded admission documents (Please download this as soon as you submit your online application. Please ensure these contain your original ink signature)
- A certified copy of your ID (Eg. Passport).
- A copy of your approval letter provided to you by the Bar Standards Board

**REGISTRAR AND ADMISSIONS
THE TREASURY OFFICE
THE HONOURABLE SOCIETY OF LINCOLN'S INN
LINCOLN'S INN
LONDON
WC2A 3TL**

Please use 'Certified Copies Guidance 2023' download to ensure you have sent your documents correctly in the first instance. This will also ensure your documents are processed promptly and there are no delays to your application.

10. Once documents arrive, please allow the Inn fifteen working days to process these. Upon approval, a link to complete the admission payment online will be sent to you via email and you will be required to pay within 28 days. If payment is not received by this point, we will remove the application from the database and destroy paperwork securely. A new admission will then need to be submitted should you wish to join the Inn after this time.